




250 Wincott Dr. & 4620 Eglinton Ave. West

Schedule B

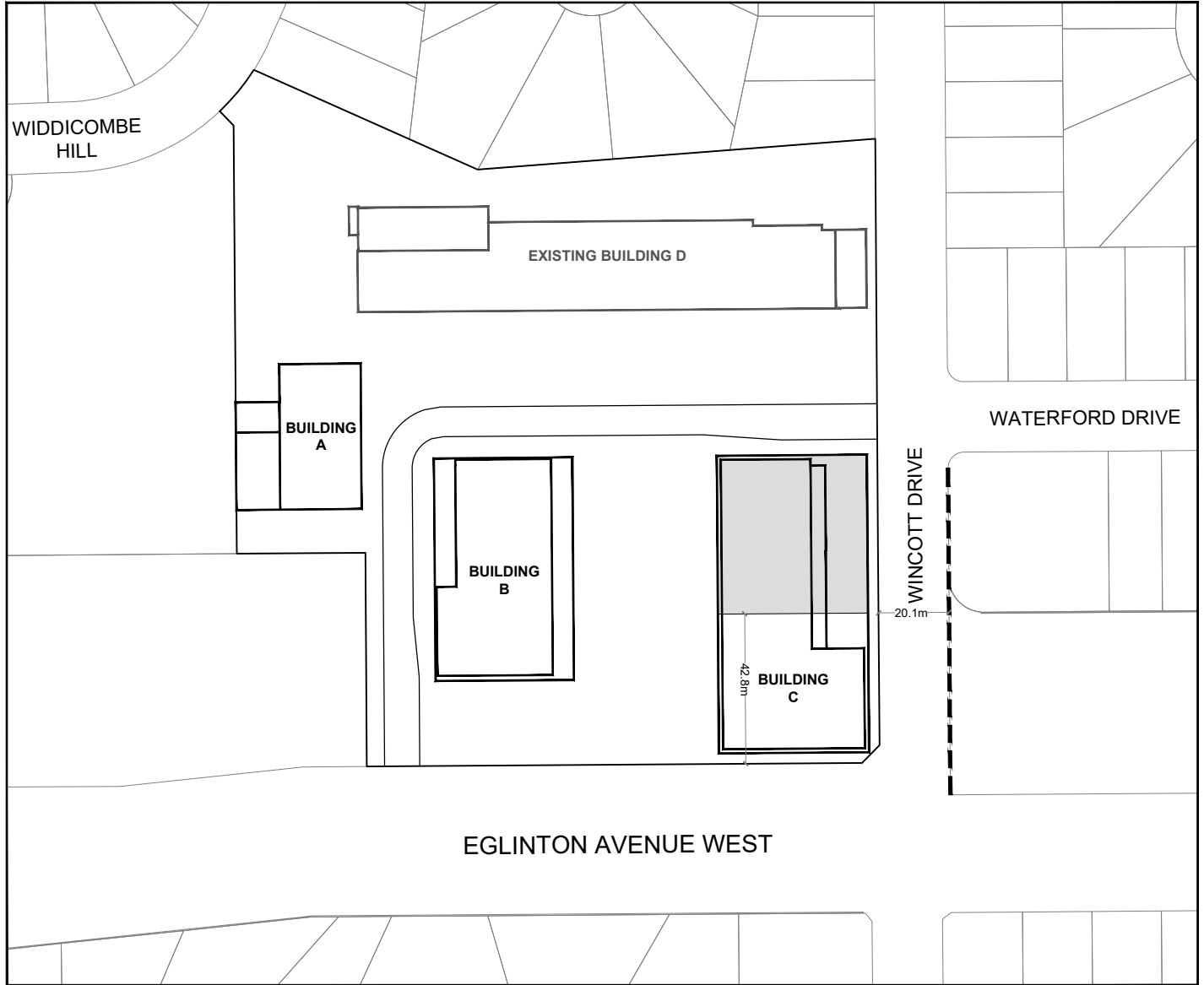
File # _____

All dimensions are in metres

-  Addition to Existing Building D
-  Parkland Dedication to the City (1700.26 square metres)
-  Privately Owned Publicly-Accessible Open space (658.98 square metres)



Not to Scale



250 Wincott Dr. & 4620 Eglinton Ave. West

Schedule C

File # _____

All dimensions are in metres

■ Portion of Building C Subject to East Angular Plane Requirement

- - - East Angular Plane Reference Line (Canadian Geodetic Datum Elevation 160.2 metres)



Not to Scale